



April



	Monday	Tuesday	Wednesday	Thursday
Week 1 <u>Sight Words</u> see me can it is here where	Count the letters in each word. Write them in the right box. Practice reading the list of words. Write down your fastest time.	Write the words. Circle the vowels. Draw tally marks to show how many of each vowel.	Draw a line from the picture to correct vowel. Count backwards from 10. Write the numbers.	What do you think the girls are saying? Write a sentence with quotation marks.
Week 2 <u>Sight Words</u> said was went and one the	Read the words. Draw a line to the pictures. Look out your window for 5 minutes. Count the cars that go past.	Write 2 sentences about a storm you remember. Draw a picture.	Color the letters in order to find a path through the maze. Count to 100 or higher.	Draw lines to connect the rhyming words. Practice naming the coins.
Week 3 <u>Sight Words</u> they but it not going	Make a list of words that rhyme with "grow". Color the flower petals in a pattern. Make each flower a different pattern.	Use pennies to measure each of the flowers. Write the number and number word to tell how tall each one is.	Circle the small words inside each larger word. Write the numbers in order from 11-20	Write 2 sentences telling what you would like to grow in your garden.
Week 4 <u>Sight Words</u>	Write the "og" words. Color the frogs in a pattern.	Write "sh" or "ch" to show the beginning sound. Jump one time like a frog. Use spoons to measure how far you jumped.	Write the long O words. Remember to use a "silent e". Draw pictures to solve the problem. Write the addition problem.	Write 1 or 2 sentences to tell whether or not you would like to have a frog as a pet. Why or why not? Hop 100 times!

How many letters?

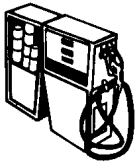
Monday!

2	3	4	5
_____	_____	_____	_____
-----	-----	-----	-----
_____	_____	_____	_____
_____	_____	_____	_____
_____	_____	_____	_____
_____	_____	_____	_____
-----	-----	-----	-----
_____	_____	_____	_____

see me can it is here where

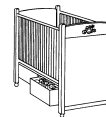
How fast can
you read the
words?

Tuesday!











a	e	i	o	u
---	---	---	---	---

Wednesday!



10

Handwriting practice lines consisting of a solid top line, a dashed middle line, and a solid bottom line.


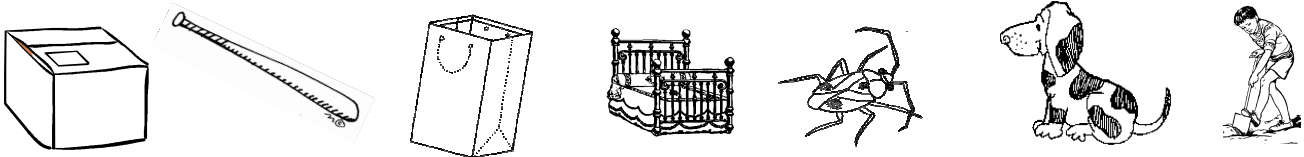
Thursday!



Handwriting practice lines consisting of a solid top line, a dashed middle line, and a solid bottom line.

Monday2

bug dig box bat dog bed bag



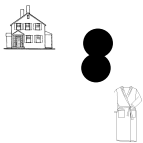

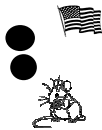
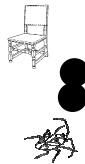

How many cars did you see?

Tuesday2

Wednesday 2

a	d	e	h	i	n	o
b	c	f	g	j	m	p
m	j	o	p	k	i	q
l	k	v	u	t	s	r
t	u	w	s	d	g	s
z	y	x	w	m	f	e

Connect the rhyming pairs to make a picture. Color the picture.




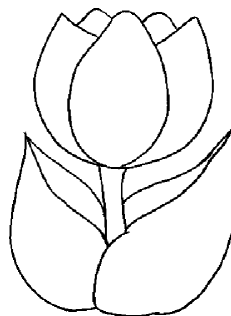




Thursday 2



Make a list of words that rhyme with "grow".

Monday 3

_____	_____	_____
-----	-----	-----
_____	_____	_____
-----	-----	-----
_____	_____	_____



Tuesday 3

_____	_____	_____	_____
-----	-----	-----	-----
_____	_____	_____	_____
-----	-----	-----	-----
_____	_____	_____	_____

seed

they

didn't

forgot

Wednesday 3


Circle the small word in each larger word. Write the small word on the line.

going

this

plant

10



Thursday 3

Monday⁴

og



Handwriting practice lines (top, dashed middle, bottom) for the word 'dog'.



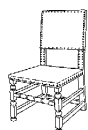
Handwriting practice lines (top, dashed middle, bottom) for the word 'log'.



Handwriting practice lines (top, dashed middle, bottom) for the word 'frog'.



Handwriting practice lines (top, dashed middle, bottom) for the word 'pig'.



Handwriting practice lines (top, dashed middle, bottom) for the word 'chair'.



Handwriting practice lines (top, dashed middle, bottom) for the word 'shape'.



Handwriting practice lines (top, dashed middle, bottom) for the word 'phone'.



Handwriting practice lines (top, dashed middle, bottom) for the word 'stump'.



Handwriting practice lines (top, dashed middle, bottom) for the word 'ship'.



Handwriting practice lines (top, dashed middle, bottom) for the word 'chick'.



Handwriting practice lines (top, dashed middle, bottom) for the word 'chest'.



Handwriting practice lines (top, dashed middle, bottom) for the word 'shell'.

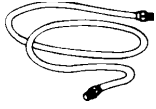
Tuesday⁴



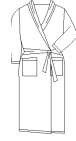
How far did you jump?

Handwriting practice lines for recording the distance jumped.






Wednesday⁴



.....

I saw 3 green frogs in a pond. Then I saw 2 red frogs. How many frogs did I see in all?

$$\underline{\quad} + \underline{\quad} = \underline{\quad}$$



Thursday⁴
